

1

Mirror your image or artwork



2

Print and cut your image using **solvent or eco-solvent** inks only (a THT profile and higher contrast is recommended)



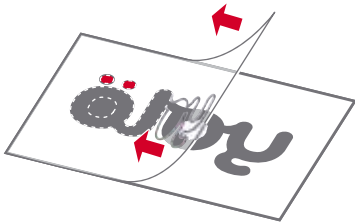
3

Leave the image for up to 6 hours to allow the ink to dry (time is dependent on ink and ambient conditions)



4

Weed away the unwanted film, leaving the image on the release liner (a weeding tool may help)



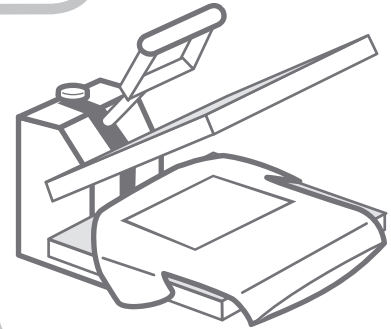
5

Prepare the heat press at **160°C / 320°F**



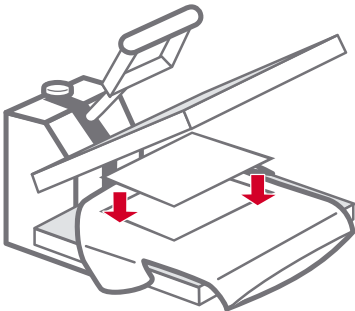
6

Place image face down on substrate




7

Cover with a Teflon or silicone sheet



8

Apply **medium to heavy** pressure for **15 seconds**



9



Peel when warm*

24hrs before washing

*After approximately 10 seconds

wash and care instructions



Machine wash separately



Dry at low heat setting



Do not bleach or directly iron image

contact

hello@yolo.co.uk

+44 (0) 2082 400 658

www.yolo.co.uk

Product code: ESCF

Store in a cool, dry place and seal the packaging between uses

Printed on 100% recycled paper