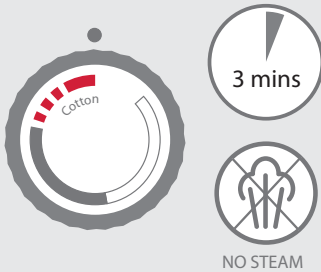


1

Pre-heat iron for **3 minutes** on the highest cotton setting



2

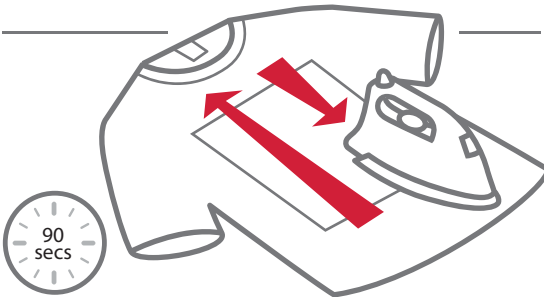
Choose a smooth hard surface at waist level



3

Position image on substrate and cover with a silicone or Teflon sheet if the image is exposed.

Using two hands, firmly slide the iron vertically up and down

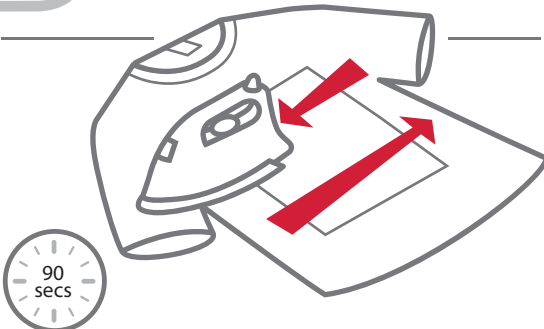


The iron should be halfway off the edge of the transfer when the edges are ironed

In **90 seconds** the iron should make two passes over the surface of the transfer\*

4

Using two hands, firmly slide the iron horizontally side to side



For best results, apply downward pressure when ironing

\*Iron for **30 seconds** with heavy pressure if the image is smaller than the iron