

1

Mirror your image or artwork

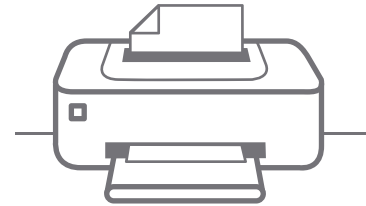


2

Select normal print quality and a plain or photo paper setting. Print on the blank side of the transfer paper, one sheet at a time

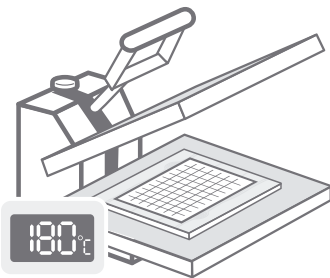


Print on the blank/unprinted side of the transfer paper



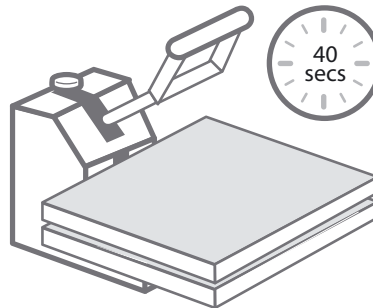
3

Prepare the heat press at **180°C / 355°F**. Place image face down on substrate



4

Apply **heavy** pressure for **40 seconds**



5



Peel whilst hot

Apply a varnish to improve durability



Store in a cool, dry place and seal the packaging between uses



Printed on 100% recycled paper

Product code: JPSS

contact



hello@yolo.co.uk



+44 (0) 2082 400 658



www.yolo.co.uk