

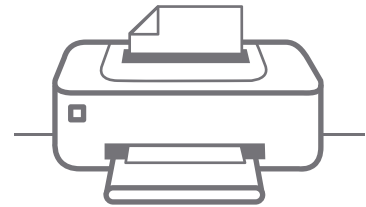

1

Mirror your image or artwork



2

Select normal print quality and a plain or photo paper setting. Print on the blank side of the transfer paper, one sheet at a time



3

Trim around or contour cut the image
Note: This paper has a clear film background




SILHOUETTE
BLADE SETTING*
SPEED 3 THICKNESS 1

*Adjust as necessary. Use a cutting mat (carrier sheet) and cut through the film layer only

4

Pre-heat iron for **3 minutes** on the highest cotton setting



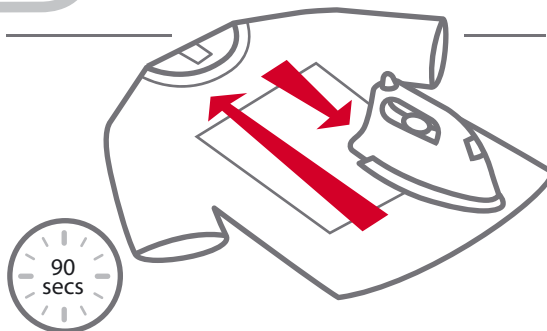
5

Choose a smooth hard surface at waist level



6

Place image face down on substrate
Using two hands slide the iron vertically up and down



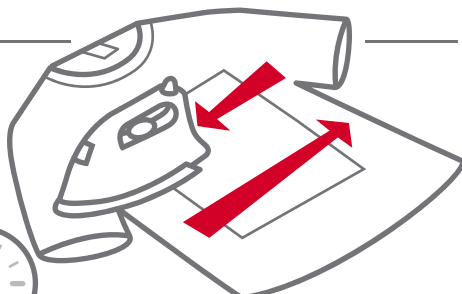
The iron should be halfway off the edge of the transfer when the edges are ironed

In **90 seconds** the iron should make two passes over the surface of the transfer



7

Using two hands firmly slide the iron horizontally side to side



The iron should be halfway off the edge of the transfer when the edges are ironed

In **90 seconds** the iron should make two passes over the surface of the transfer



8



Peel whilst hot

24hrs before washing

1

Mirror your image or artwork

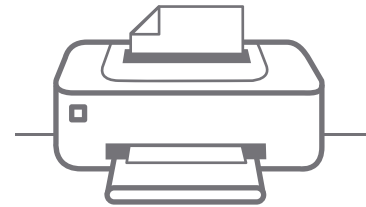


2

Select normal print quality and a plain or photo paper setting
Print on the blank side of the transfer paper, one sheet at a time



Print on the blank/unprinted side of the transfer paper



3

Trim around or contour cut the image
Note: This paper has a clear film background

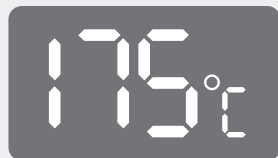


SILHOUETTE
BLADE SETTING* 
SPEED 3 THICKNESS 1

*Adjust as necessary. Use a cutting mat (carrier sheet) and cut through the film layer only

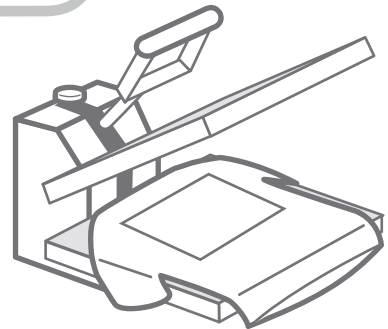
4

Prepare the heat press at **175°C / 350°F**




5

Place image face down on substrate



6

Apply **medium** pressure for **15-20 seconds**



7



yolo tip

Repressing for 5-7 seconds with a Teflon or silicone sheet (peel cold) and lightly stretching the transfer when warm will increase softness and durability

wash and care instructions



Machine wash separately



Dry at low heat setting



Do not dry clean, bleach or directly iron transfer


contact

 hello@yolo.co.uk

 +44 (0) 2082 400 658

 www.yolo.co.uk

Product code: YOII

 Store in a cool, dry place and seal the packaging between uses

 Printed on 100% recycled paper